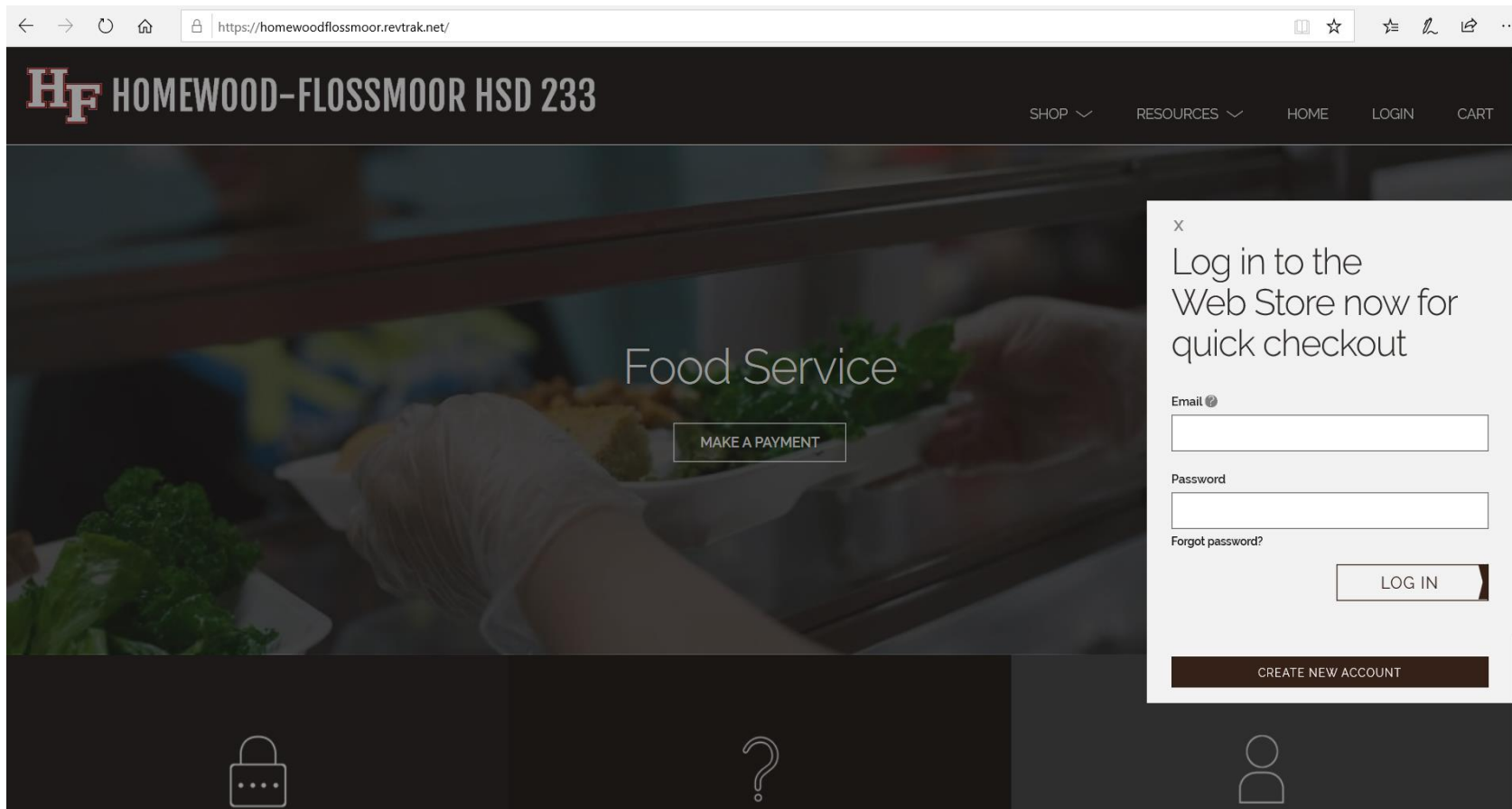


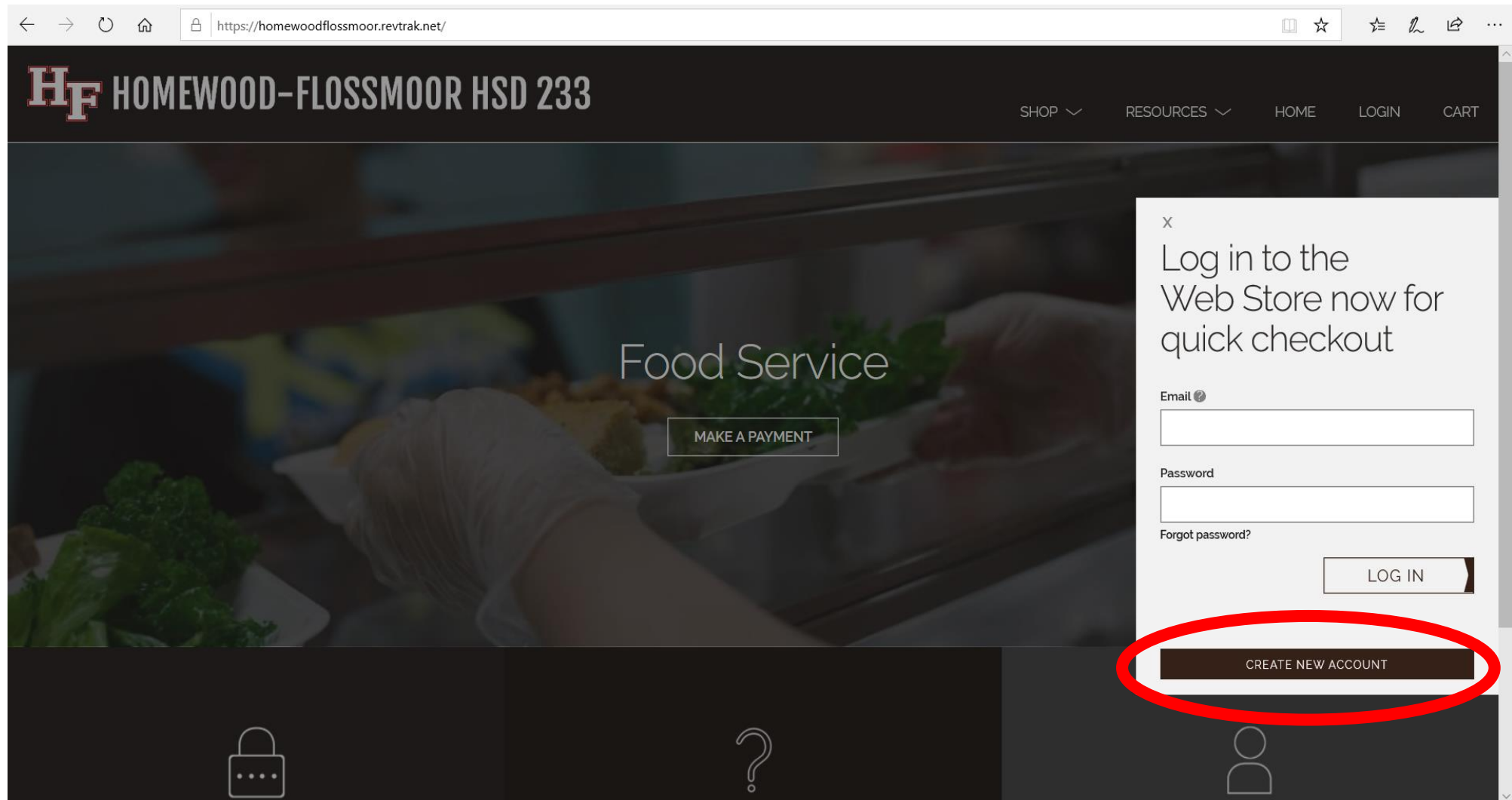
New Online Service Sign Up

How to create a student lunch account

Please contact bmatthews@questfms.com to obtain your unique verification code before beginning




Go to homewoodflossmoor.revtrak.net



Click on create new account

← → ↻ 🏠 | https://homewoodflossmoor.revtrak.net/account/create?returnUrl=/#?email=



SHOP ▾ RESOURCES ▾ HOME LOGIN CART

First Name

Last Name

Address

Address (cont.)

City

State


Country

Zip Code

Phone

Email

Create a new account



SHOP ▾ RESOURCES ▾ HOME LOGIN CART

City

State

Country

Zip Code

Phone

Email

Password

Confirm Password

CANCEL

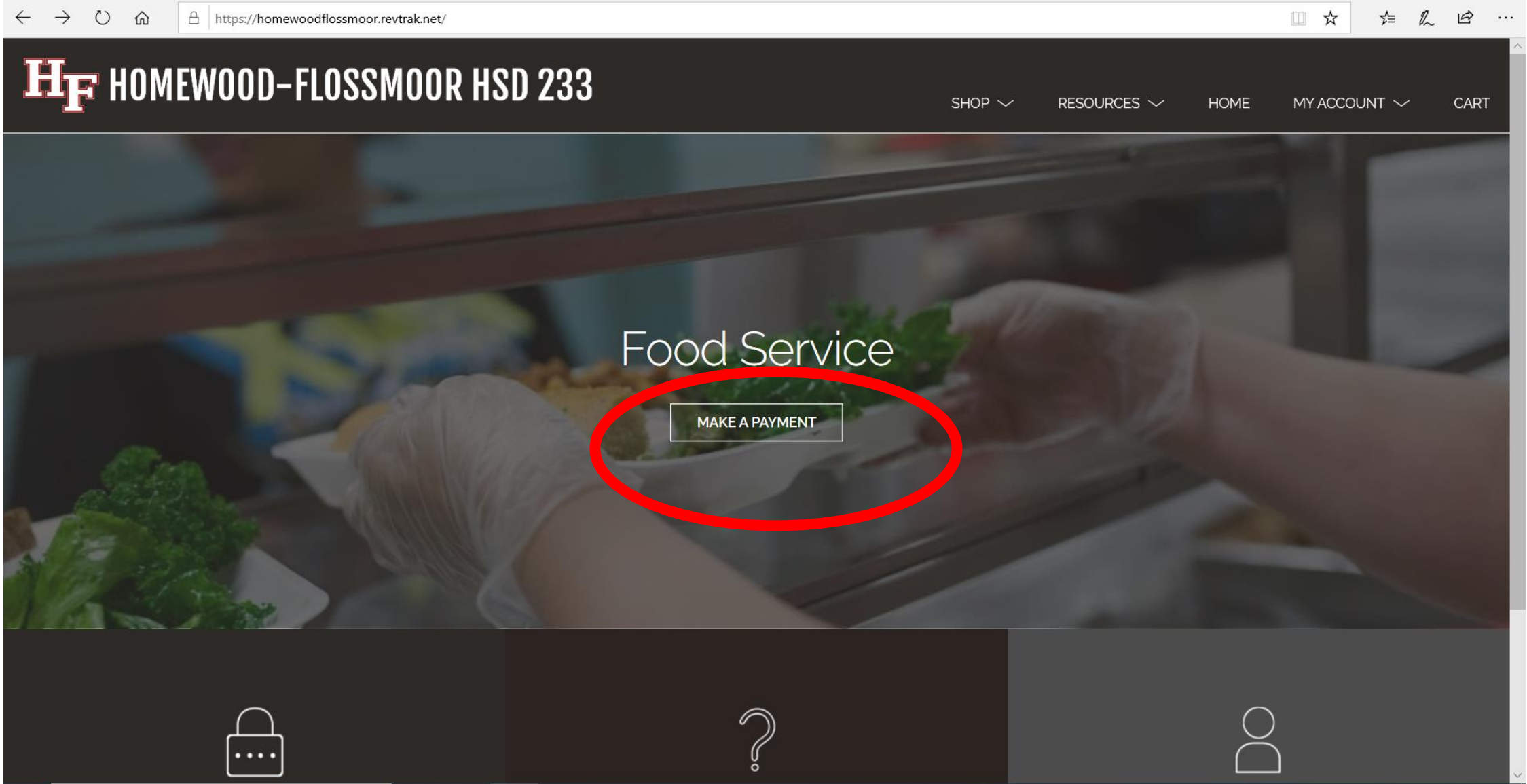
CREATE ACCOUNT



Policies | Privacy Policy | Homewood-Flossmoor High School

Parent information should go here

Then click create account



- Click on Make a payment

← → ↻ 🏠 🔒 https://homewoodflossmoor.revtrak.net/fss 📖 ☆ ⚙️ 🖋️ 📄 ...

HF HOMEWOOD-FLOSSMOOR HSD 233

SHOP ▾ RESOURCES ▾ HOME MY ACCOUNT ▾ CART

A ALL

🍏 FOOD

+ ADD STUDENT


FOOD ACCOUNTS

You successfully signed in to , however there are no accounts that have food fees.

Food Payments

The account balance requires sufficient funds in advance of preordering. **Account funds must be replenished using this Web Store module.**

Once your student's account is funded, preorders can be placed and managed through your *established* MySchoolAccount (MSA) Parent Portal.

 **Preorder**

Fill In the Students ID and the verification code which you received upon request from Food Services.

Then Click add student

← → ↻ 🏠 https://homewoodflossmoor.revtrak.net/fss

HF HOMEWOOD-FLOSSMOOR HSD 233

SHOP ▾ RESOURCES ▾ HOME MY ACCOUNT ▾ CART

A ALL

🍏 FOOD

+ ADD STUDENT

ADD STUDENT

Student ID:


Verification Code:

ADD STUDENT

Food Payments

The account balance requires sufficient funds in advance of preordering. **Account funds must be replenished using this Web Store module.**


Once your student's account is funded, preorders can be placed and managed through your *established* MySchoolAccount (MSA) Parent Portal.



Preorder

Fill In the Students ID and the verification code which you received upon request from Food Services.

Then Click add student



- Once the student is added, click on Make ONE-TIME PAYMENT
(You will click here whenever you want to add funds to the account)

One-Time Payment

Please type in how much you would like to deposit or select \$25, \$50, or \$100.

Balance: \$26.25

\$ 50.00	PAY \$25	PAY \$50	PAY \$100
CANCEL	ADD TO CART		

- Select the amount you wish to add to the account and then click **ADD TO CART**

SUB TOTAL	\$50.00
SERVICE FEE	\$1.81
TOTAL	\$51.81

CONTINUE SHOPPING

CHECKOUT

- Click checkout

ECHECK

Add an eCheck for a *quicker* checkout experience

Routing Number*

Account Number*

Verify Account Number*

Name on Account*

Nickname

FOR

1 2 2 1 0 5 2 7 7 1 6 7 2 4 3 0 1 0 6 6 8 2 4 0 0

Routing Number

Account Number

Check Number



USE CREDIT/DEBIT

USE ECHECK

- Click use credit/debit to use card

PAYMENT VERIFY

ADD CARD

VISA  DISCOVER 

Card Number*

Expiration*

Name on Card*

Nickname

☒ Save this payment method

CANCEL CONTINUE

- Input information and click continue. You will then receive a confirmation page